


# floor/ceiling universal



CLASS **A** ALL **DC**



Wireless R.C.



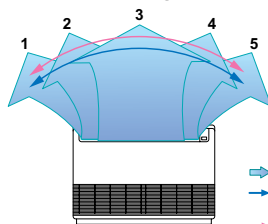
Fujitsu's leadership in technology development means that air can be spread evenly across a designated area by way of a double auto swing mechanism. Slim, lightweight and controllable remotely, these conditioners can be installed at floor or ceiling level without modification. They are also extremely quiet and energy efficient, making them ideal for private and commercial premises.

- Easy-to-fit to any ceiling
- Adjustable air-flow
- Programmable timer
- Auto-shut flaps
- Cooling/heating
- Ultra quiet
- Washable air filter
- Easy-to-use remote controller
- Quick and easy installation

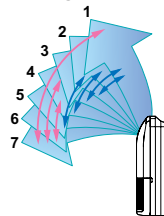
## Fully controllable airflow

Double auto swing on the universal floor/ceiling range means that the directional flow of cool air is fully controllable.

### Horizontal swing



### Vertical swing



- Steps
- Swing: cooling, dry and fan mode
- Swing: heating and fan mode



		Inverter Heat Pump - R410A			
		ABYF18L	ABYF18L	ABYF24L	ABYF24L
		AOYB18L	AOYA18L	AOYB24L	AOYA24L
Energy Label (Cooling / Heating)		B / B	A / A	B / B	A / A
Auto Double Swing		✓	✓	✓	✓
Auto Air Flow Adjustment		✓	✓	✓	✓
Auto Restart		✓	✓	✓	✓
Auto-Changeover		✓	✓	✓	✓
Economy Mode		✓	✓	✓	✓
Sleep Timer		✓	✓	✓	✓
Program Timer		✓	✓	✓	✓
Nominal Capacity (kW)	Cooling	5.20	5.20	7.10	7.10
	Heating	6.00	6.00	8.00	8.00
Moisture Removal	l/h	2.00	2.00	2.70	2.70
Dimensions (HxWxD) mm	Inner	199x990x655	199x990x655	199x990x655	199x990x655
	Outer	578x790x300	578x790x300	578x790x315	578x790x315
Net Weight (kg)	Inner	27	27	27	27
	Outer	40	40	44	44
Room Air Circulation (high) m <sup>3</sup> /h	Inner	780	780	980	980
	Outer	2000	2000	2470	2470
Power Supply	V-PH-Hz	230/1/50	230/1/50	230/1/50	230/1/50
Power Supply To		Outdoor	Outdoor	Outdoor	Outdoor
Running Current A	Cooling	7.40	7.10	10.10	9.70
	Heating	7.70	7.30	10.20	9.70
Starting Current	A	7.70	7.70	10.00	10.00
Fuse Rating	A	20	20	20	20
Power Consumption kW	Cooling	1.70	1.62	2.32	2.21
	Heating	1.75	1.66	2.33	2.21
Interconnecting Cable		3 + E	3 + E	3 + E	3 + E
Remote Control Type		Wireless	Wireless	Wireless	Wireless
Noise Levels (dB(A) Cooling)	Indoor Q/L/M/H	31 / 34 / 40 / 43	31 / 34 / 40 / 43	35 / 40 / 44 / 48	35 / 40 / 44 / 48
	Outdoor	50	50	52	52
Max Pipe Length	m	25	25	30	30
Max Height Difference	m	15	15	20	20
Refrigerant Charge	m	15	15	15	15
Pipe Size (inches)	Gas	1/2 (12.70mm)	1/2 (12.70mm)	5/8 (15.88mm)	5/8 (15.88mm)
	Liquid	1/4 (6.35mm)	1/4 (6.35mm)	1/4 (6.35mm)	1/4 (6.35mm)
Operating Range (°C)	Cooling	-10 ~ 46	-10 ~ 46	-10 ~ 46	-10 ~ 46
	Heating	-15 ~ 24	-15 ~ 24	-15 ~ 24	-15 ~ 24
Refrigerant		R410A	R410A	R410A	R410A

Only A / A rated systems are eligible for ECA (refer to ECA website for confirmation)

Cooling & Heating capacities are based on the following conditions:

**Cooling:** Indoor Temp.: 27°C DB/19°C WB, Outdoor Temp.: 35°C DB/24°C WB

**Heating:** Indoor Temp.: 20°C DB, Outdoor Temp.: 7°C DB

**Note:** Fuse ratings shown are only for information. Any fuses or MCB's installed on-site should be sized in accordance with I.E.E. regulations.


**For full installation details please contact FG Eurofred or your local distributor**

#### Optional Parts:

Wired Remote Controller (UTB-YUD)



Distributed by:



The company reserves the right to make any variation in specification to the equipment described or to withdraw or replace products without prior notification or public announcement. All descriptions, illustrations, drawings and specifications in this publication present only general particulars and shall not form any part of any contract. For full installation details please contact FG Eurofred or your local distributor.